SGL

Peace of mind, Assured.

DiaScreen 2.0

Revolutionize How You Screen Diamonds

Intelligent. Instant. Impeccable.



SGL Footprint - 25 locations across 5 countries

LONDON • DUBAI • DHAKA • KATHMANDU | INDIA

Introduction

1.1 About the System

- DIA SCREEN 2.0 is a high-precision diamond identification system engineered for rapid and accurate differentiation between:
    - Natural Diamonds
    - CVD (Chemical Vapor Deposition) Laboratory-Grown Diamonds
    - HPHT (High Pressure High Temperature) Laboratory-Grown Diamonds
    - CZ (Cubic Zirconia) and other simulants
- The system integrates advanced optical imaging, controlled light-source analysis, and AI-assisted classification to deliver reliable screening results in an automated, single-click workflow.
- DIA SCREEN 2.0 is designed for professional use in jewellery retail environments, diamond trading offices, quality control departments, and gemmological laboratories.

1.2 Intended Use

- DIA SCREEN 2.0 is intended for:
    - Rapid screening of loose and mounted diamonds
    - Initial sorting and detection of laboratory-grown diamonds
    - Verification support in jewellery retail and wholesale operations
    - Quality control screening prior to certification
- Important: DIA SCREEN 2.0 is a screening instrument and does not replace full gemmological certification from recognized laboratories such as Gemological Institute of America or International Gemological Institute.

TECHNICAL SPECIFICATIONS

Category	Specification
Model	DIA SCREEN 2.0
Dimensions	470 x 465 x 350 mm
Weight	18 kg
Body Finish	Black & Gray
Input Voltage	24 V
Operating Temperature	5° to 45° C
Scanning Area	170 x 135 mm
Average Scan Time	25–30 seconds
Detection Range	≥ 0.003 carats
Light Sources	UV, White Light, Fluorescence Mode, Simulant Mode
AI System	Dual-Parameter Detection & Classification Engine



Package Contents

1. Dia Screen 2.0



2. Wireless keyboard-mouse



3. Loose-Diamond Tray

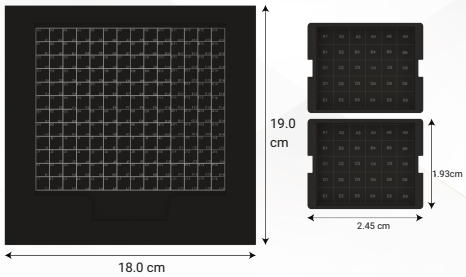

4. Necklace Tray

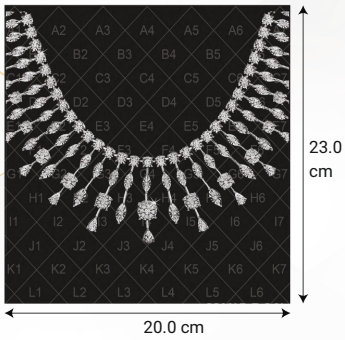

5. Rings and Stud Tray



6. Bangle-Tray



7. Adapter



Note: Certain trays may be model-specific

Hardware Overview

DIA SCREEN 2.0 consists of:

- High-resolution imaging module
- Multi-spectrum light system
- Rotating tray mechanism (for mounted jewellery)
- Touch-enabled software interface
- AI-powered analysis engine

The large scanning area allows screening of bulky and mounted jewellery including necklaces, bangles, and multi-stone pieces.



Scanning Results

Real-time scan display



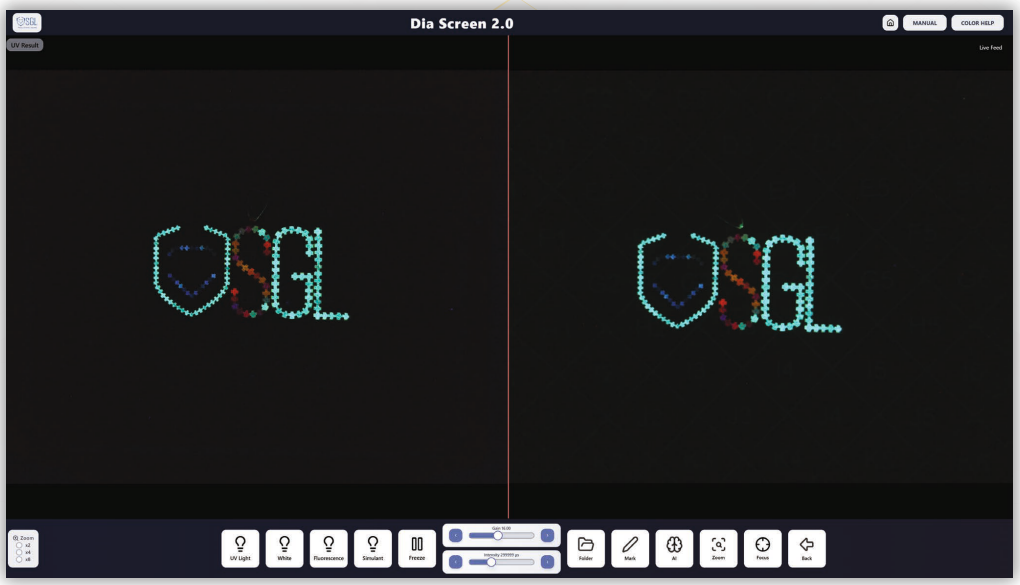

Multi-View Layout

- 3-View Mode



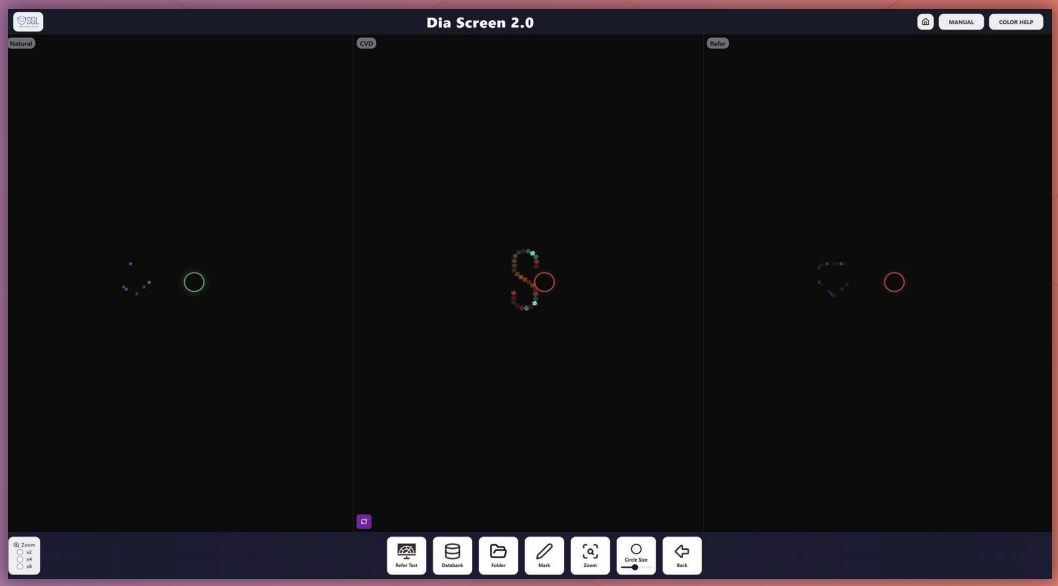

- 4-View Mode



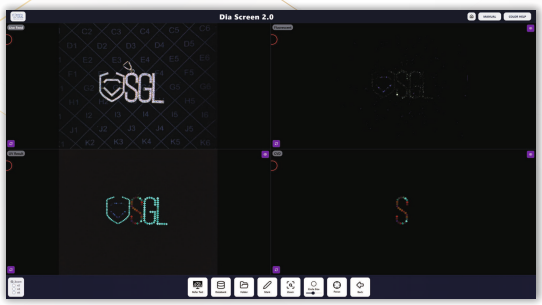

- 6-View Mode



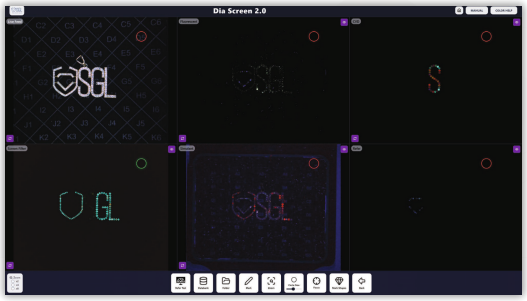

TAKE THE NEXT STEP TOWARDS
SMARTER DIAMOND SCREENING

For Further Queries

+91 86553 87662 | +91 81049 80856

mohit.kareliya@sgl-labs.com



LONDON • DUBAI • DHAKA • KATHMANDU | INDIA

SGLcertified.com